



TOTALCare covers far too many parts for us to list them all here. However, to give you an idea of the scope of coverage, here is a sampling of the parts and components covered by **TOTALCare**. Depending on your vehicle, **TOTALCare** also covers hundreds, if not thousands, of additional parts and components.

ENGINE

- All internal, lubricated parts
- Cylinder Block
- Cylinder Head(s)
- Harmonic Balancer
- Timing Chain
- Timing Belt⁽¹⁾
- Balance Shaft Belt
- Gears
- Pulleys
- Guides and Tensioners
- Oil Pump
- Intake and Exhaust Manifold
- Diesel Engine Vacuum Pump
- Engine Mounts
- Cylinder Barrels⁽²⁾
- Timing Chain Cover⁽²⁾
- Valve Covers⁽²⁾
- Oil Pan⁽²⁾
- Rotor Housing⁽²⁾

TRANSMISSION /TRANSFER CASE

- All internal, lubricated parts
- Flywheel
- Transmission Mounts
- Clutch Master and Slave Cylinder
- Shift Linkage, Cables and Bushings
- External Switches & Solenoids
- Electronic Controller
- Shift Lever
- Back Up Light Switch
- Speed Sensor
- Speedo Cable
- Neutral Safety Switch
- Torque Converter Lock Up Solenoid
- Tail Shaft Housing
- Bell Housing
- Transmission Case⁽²⁾
- Oil Pan⁽²⁾
- Transfer Case⁽²⁾

DRIVE AXLE (FRONT/REAR)

- All internal, lubricated parts
- Drive Shafts
- Axle Bearings
- Drive Axles
- Stub Axles
- Tripod Joints
- Universal Joints
- Constant Velocity Joints and Boots
- Locking Hub Assembly
- Drive Axle Housing⁽²⁾

SUSPENSION (FRONT/REAR)

- Upper and Lower Control Arms
- Control Arm Shaft and Bushings
- Upper and Lower Ball Joints
- King Pins and Bushings
- Torsion Bars
- Strut Bar and Bushings
- Stabilizer Bar
- Links and Bushings
- Wheel Bearings
- Knuckle
- Spindle and Support
- MacPherson Strut Housing not including Shock Absorber or Insert
- Coil Spring
- Leaf Spring
- Trailing Arm
- Track Bar
- Strut Bearing/Plates

- Radius Rod and Bushings
- Steering Dampener (Shock)
- Steering Knuckle Wear Sleeve
- Electronic Level Control Programmer
- Electronic Level Control Compressor
- Pressure Limiter
- Compressor Relay
- Height Sensor
- Dryer
- Air Bag
- Compressor Assembly

STEERING

- All lubricated parts contained within the Steering Gear Box
- Rack Assembly
- Control Valve
- Power Steering Pump
- Power Cylinder Assembly
- Pitman Arm
- Idler Arm
- Tie Rod Ends
- Drag Link
- Steering Column Shaft and Coupling
- Rack Bushings

AIR CONDITIONING

- Condenser
- Evaporator
- Compressor
- Accumulator
- Receiver Dehydrator
- Clutch, Pulley and Field Coil
- Idler Pulley and Bearing
- Expansion Valve
- P.O.A. Valve
- Orifice Tube
- Compressor Pressure Switch
- Thermo Switch (De-Icer)
- Vacuum Door Switch
- Clutch Cycling Switch
- Electronic Temperature Control Programmer Module
- Electronic Temperature Control Sensors
- Temperature Sensor Internal
- Ambient Temperature Sensor
- Heater Control Valve
- Evaporator and Heater Core Case

HEATING

- Heater Blower Motor
- Heater Control Switch
- Heating Cables
- Heater Core
- Fluids required as part of a covered repair

BRAKING SYSTEM

- ABS Control Unit
- Wheel Sensors
- Pump and Motor
- Accumulator
- Actuator Assembly
- Master Cylinder
- Vacuum/Hydraulic Assist Booster
- Wheel Cylinders
- Disc Brake Caliper
- Pistons and Seals
- Proportioning Valve
- Metal Hydraulic Lines and Fittings
- Backing Plates
- Caliper Sliders
- Brake Light Switch
- Fluid Level Sensor

- Bleeders
- Self Adjusters
- Brake Springs
- Actuating Lever
- Parking Brake Lever
- Parking Brake Ratchet Assembly
- Brake Accumulator
- Vacuum and Fluid Reservoirs
- Abs Pressure Warning Switch

ELECTRICAL SYSTEM

- Generator or Alternator
- Voltage Regulator
- Distributor
- Ignition Module
- Coil
- Engine Wiring Harness
- Manually-Operated Switches
- Wiper Motor(s)
- Starter Drive and Solenoid
- Starter Motor
- Ring Gear
- Anti- Detonation Sensors
- Factory Installed AM/FM Radio
- Cassette Player
- C.D. Player
- Speakers
- Oil Pressure Switch
- Horn
- Air Bag, Sensors and Switches
- Coolant Reservoir Sensor
- Temp and Oil Pressure Sensors
- Windshield Washer Pump
- Headlamp Motors
- Relays
- Illuminated Visors
- Headlight Timers
- Power Mirror
- Ignition Lock Cylinder
- Rear Defroster
- Safety Restraint Systems
- Power Trunk Motor
- Dome and Map Light Assemblies
- Seat Heater Assembly
- Power Seat Memory Controller
- Seat Belt Motor
- Seat Belt Chime
- Factory Alarm Systems
- Trip Computer
- All Wiring Harnesses
- Convertible Top Motor
- Tachometer
- Turbo Gauge
- Mirror Heating Elements
- Idle Control Solenoids/Motors
- Electronic Digital Dash
- Factory Installed Anti-Theft Device
- Oil Pressure Gauge/Light

FUEL SYSTEM

- Fuel Pump(s)
- Fuel Injectors
- Fuel Injection Pump
- Fuel Distributor
- Fuel Tank
- Metal Fuel Lines

COOLING SYSTEM

- Water Pump
- Radiator
- Fan
- Viscous Drive
- Clutch and Motor
- Condenser Fan
- Cooling Fan Thermal Switch
- Thermostat

SEALS AND GASKETS

- Seals and Gaskets on all covered parts

TAXES AND FLUIDS

- State and local taxes, where applicable, and fluids as required as part of a covered repair

HIGH-TECH / CONVENIENCE GROUP

- Four-Wheel Steering Center Shaft and Couplings
- Power Steering Unit
- Control Unit
- Control Valve
- Speed Sensors and Oil Pump
- Turbocharger
- Intercooler
- Wastegate
- Wastegate Actuator/ Controller
- Supercharger
- Pulley and Clutch
- Computerized Timing and Mixture Control Unit and Sensors
- Power Door Lock Switches and Actuators
- Cruise Control Module
- Servo
- Engagement Switch
- Power Window Motor and Regulators
- Power Seat Motor
- Power Antenna
- Power Sun/Moon Roof Motor
- Ignition Switches
- Door Handles
- Trunk Shocks
- Glove Box Latch
- Locking Cylinders
- Seat Tracks
- Door Strikers
- Door Latches
- Hood and Trunk Latches
- Speedo Head
- Hood and Trunk Release Cables
- Hood Springs
- Steering Column
- Tilt Wheel Mechanism
- Locking Hub Assemblies
- Air Pump
- Egr Valve
- Electronic Power Steering

⁽¹⁾ Some vehicle manufacturer's require that the Timing Belt be changed at a specific interval. You must follow your vehicle manufacturer's maintenance guidelines to avoid denial of a claim because of improper maintenance. See Section C. "Your Responsibilities" for complete maintenance requirements.

⁽²⁾ Covered only if damaged by the failure of an internal, lubricated part.

Additional Benefits

In addition to the Mechanical Breakdown protection of the EasyCare Vehicle Service Contracts, you will also receive these benefits.

RENTAL CAR REIMBURSEMENT

Providing transportation when your vehicle is in for a covered repair.*



TOWING REIMBURSEMENT

Reimbursement for towing if needed for a covered repair.*



TRIP INTERRUPTION REIMBURSEMENT⁽³⁾⁽⁴⁾

Up to \$100 per day, to maximum of \$300, for food and lodging expenses if your vehicle breaks down more than 50 miles from your home.*



TIRE AND WHEEL ROAD HAZARD PROTECTION⁽³⁾⁽⁴⁾

Replacement of original tires and repair or replacement of wheels, if damaged due to a road hazard.*



EMERGENCY ROADSIDE ASSISTANCE⁽⁵⁾

PLUS, you will receive Emergency Roadside Assistance benefits which includes a toll free, 24 Hour Emergency Assistance phone number for the following services, up to \$65, per occurrence:

- Towing (up to \$100 per occurrence)
- Flat Tire Change
- Gas and Fluids Delivery
- Lock Out
- Battery Jump Start



TRANSFERABLE

You can transfer the coverage to another private owner of the vehicle.*



RENEWABLE

You can purchase another contract for the vehicle before current contract expires.*



⁽³⁾ Not available with POWERCare or PRIMARYCare coverage.

⁽⁴⁾ Benefits may vary to conform with the laws of your state.

⁽⁵⁾ Emergency Roadside Assistance benefits for one (1) year with EasyCare Blue coverage.

* Term availability is based on the age of the vehicle and the mileage on the odometer at the time of sale. This blotter is a summary of some of the benefits available with EasyCare Vehicle Service Contracts. AS REQUIRED BY FLORIDA STATUTE 634.121(10), THE SERVICE AGREEMENT COMPANY MAY REQUIRE THE USE OF REMANUFACTURED PARTS. Some benefits may not be available in some states. See your actual contract for details of coverage, as well as terms and conditions.


For **MAXIMUM** coverage and

Peace of Mind

Important Numbers

Customer Service 800/458-7070 | Claims 800/538-4181 | Roadside Assistance 877/418-2490

EXTENDED PROTECTION *for Your Vehicle*



The **AVERAGE** person will keep a new vehicle for **4 - 5 YEARS.**

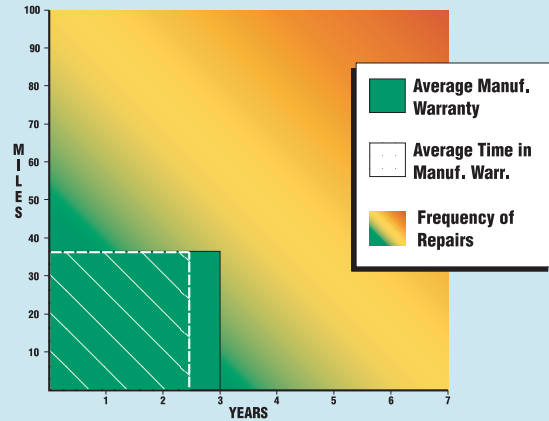
Important Numbers

Customer Service 800/458-7070

Claims 800/538-4181

Roadside Assistance 877/418-2490

OWNERSHIP DATA



▶ The average manufacturer's warranty is 3 years or 36,000 miles.

▶ The average person drives 15,000 miles per year, so most people are out of factory warranty after 2.4 years, if not sooner.

AVERAGE REPAIR COSTS*

Part	Cost of Repair
Engine	\$5,141.00
Transmission	\$3,676.00
Cylinder Head	\$1,776.49
Air Conditioner Compressor	\$766.45
Electronic Control Module	\$750.77
Fuel Injectors	\$674.12
Radiator	\$511.69
Timing Chain	\$491.25
Water Pump	\$331.33



Coverage starts at the Time of Sale (contract purchase date) and extends your protection for up to 7 years from that date.*

Repair costs were calculated using the average cost of repairs for 12 different vehicles, based on "Alldata Parts and Labor Guide" and a national average of \$80 per hour for labor. The vehicles used in the calculation are as follows: Ford Taurus; Chevrolet Cavalier; Plymouth Neon; Ford Explorer; Dodge Caravan; GMC Jimmy; Toyota Camry; Honda Accord; Nissan Maxima; Mitsubishi Galant; Volvo 850; Volkswagen Golf. Vehicles are model year 2002 except for Asian and European models which are 2001. All vehicles and manufacturer's are registered trademarks of their respective corporations. Alldata Parts and Labor Guide is a registered trademark of Alldata Corporation.

POWERCare



POWERCare coverage provides a basic level of coverage. **POWERCare** covers the items listed below, which are some of the bigger repairs that you may face in the course of your vehicle ownership.

ENGINE

- All internal, lubricated parts
- Cylinder Block
- Cylinder Head(s)
- Harmonic Balancer
- Timing Chain
- Timing Belt⁽¹⁾
- Balance Shaft Belt
- Gears
- Pulleys
- Guides and Tensioners
- Oil Pump
- Intake and Exhaust Manifold
- Diesel Engine Vacuum Pump
- Engine Mounts
- Cylinder Barrels⁽²⁾
- Timing Chain Cover⁽²⁾
- Valve Covers⁽²⁾
- Oil Pan⁽²⁾
- Rotor Housing⁽²⁾

TRANSMISSION/ TRANSFER CASE

- Manual Transmission/Transfer Case**
- All internal, lubricated parts
 - Flywheel
 - Transmission Mounts
 - Clutch Master
 - Slave Cylinder
 - Transmission Case⁽²⁾
 - Oil Pan⁽²⁾
 - Transfer Case⁽²⁾

Automatic Transmission/ Transfer Case

- All internal, lubricated parts
- Flex Plate
- Vacuum Modulator
- Transmission Mounts
- Torque Converter if internally damaged
- Transmission Case⁽²⁾
- Oil Pan⁽²⁾
- Transfer Case⁽²⁾

DRIVE AXLE (FRONT/REAR)

- All internal, lubricated parts
- Drive Shafts
- Axle Bearings
- Drive Axles
- Stub Axles
- Tripod Joints
- Universal Joints
- Constant Velocity Joints and Boots
- Locking Hub Assembly
- Drive Axle Housing⁽²⁾

SEALS AND GASKETS

- Seals and Gaskets on all covered parts

TAXES AND FLUIDS

- State and local taxes, where applicable, and fluids as required as part of a covered repair

PRIMARYCare



PRIMARYCare coverage builds on the **POWERCare** level of coverage. **IN ADDITION TO ALL THE PARTS LISTED IN THE POWERCare Section, PRIMARYCare ALSO COVERS THE FOLLOWING PARTS AND COMPONENTS.**

AIR CONDITIONING

- Condenser
- Evaporator
- Compressor
- Accumulator
- Receiver Dehydrator
- Clutch
- Pulley and Field Coil
- Idler Pulley and Bearing
- Expansion Valve
- P.O.A. Valve
- Orifice Tube

HEATING

- Heater Blower Motor
- Heater Control Switch
- Heating Cables
- Heater Core
- Fluids required as part of a covered repair

FUEL SYSTEM

- Fuel Pump(s)
- Fuel Injectors
- Fuel Injection Pump
- Fuel Distributor
- Fuel Tank
- Metal Fuel Lines

COOLING SYSTEM

- Water Pump
- Radiator
- Fan
- Viscous Drive
- Clutch and Motor
- Condenser Fan
- Cooling Fan Thermal Switch
- Thermostat

BRAKING SYSTEM

- ABS Control Unit
- Wheel Sensor
- Pump and Motor
- Accumulator
- Actuator Assembly
- Master Cylinder
- Vacuum/Hydraulic Assist Booster
- Wheel Cylinders
- Disc Brake Caliper
- Pistons and Seals
- Proportioning Valve
- Metal Hydraulic Lines and Fittings

STATEDCare



STATEDCare coverage includes all the items listed under the **POWERCare** and **PRIMARYCare** sections, plus the items in the component groups below.

SUSPENSION (FRONT/REAR)

- Upper and Lower Control Arms
- Control Arm Shaft and Bushings
- Upper and Lower Ball Joints
- King Pins and Bushings
- Torsion Bars
- Strut Bar and Bushings
- Stabilizer Bar
- Links and Bushings
- Wheel Bearings
- Knuckle
- Spindle and Support
- MacPherson Strut Housing not including Shock Absorber or Insert

STEERING


- All lubricated parts contained within the Steering Gear Box
- Rack Assembly
- Control Valve
- Power Steering Pump
- Power Cylinder Assembly
- Pitman Arm
- Idler Arm
- Tie Rod Ends
- Drag Link
- Steering Column Shaft and Coupling

ELECTRICAL SYSTEM

- Generator or Alternator
- Voltage Regulator
- Distributor
- Ignition Module
- Coil
- Engine Wiring Harness
- Manually-Operated Switches
- Wiper Motor(s)
- Starter Drive and Solenoid
- Starter Motor
- Ring Gear
- Anti-Detonation Sensors
- Factory Installed AM/FM Radio, Cassette Player, C.D. Player, Speakers

HIGH-TECH / CONVENIENCE GROUP

- Four-Wheel Steering Center Shaft and Couplings
- Power Steering Unit
- Control Unit
- Control Valve
- Speed Sensors and Oil Pump
- Turbocharger
- Intercooler
- Wastegate
- Wastegate Actuator/Controller
- Supercharger
- Pulley and Clutch
- Computerized Timing and Mixture Control Unit and Sensors
- Power Door Lock Switches and Actuators
- Cruise Control Module
- Servo
- Engagement Switch
- Power Window Motor and Regulators
- Power Seat Motor
- Power Antenna
- Power Sun/Moon Roof Motor
- Ignition Switches



⁽¹⁾ Conditions apply, see other side.

⁽²⁾ Covered only if damaged by the failure of an internal, lubricated part.

* Conditions apply, see other side.